

This Data Sheet Includes Information On

Jenn-Air

- **Product Model Number (s):**
30" Gas Cooktops:
CCG2420B and CCG2420W

- **Dimensions (Actual Size)**

Overall width: 30"

Overall depth: 21"

Distance from top of counter to bottom of unit: 2 5/8"

Cut-Out width: 26 9/16"

Cut-Out depth: 20 1/16"

Min. spacing from cooktop edge to nearest vertical combustible wall to the RIGHT: 2"

Min. spacing from cooktop edge to nearest vertical combustible wall to the LEFT: 2"

Min. spacing from cooktop edge to nearest vertical combustible wall to the REAR: 1"

Minimum spacing to front edge of counter: 1 1/2"

Minimum distance between cooktop and cabinet directly above: 30"

Minimum width of cabinet directly above: 30"

Maximum depth of cabinets directly above and adjacent: 13"

Minimum distance between countertop and adjacent cabinet above: 18"

- **Additional Information**

- Distance from top of counter to bottom of gas stub is 3 7/16".
- Electrical requirements : 110/120 volt AC, 60hz. Must be grounded. 15amp circuit required. Locate outlet below the cooktop a minimum of 5" below the countertop if not installing over an under counter oven. Locate outlet below the oven or in an adjacent cabinet when installing over an adjacent under counter oven.
- Minimum clearance from top of counter to combustible material below is 4 7/16"
- Countertop must be supported within 3" of cutout.
- Unit may be installed over a Jenn-Air under counter oven.

See page 2 for additional information

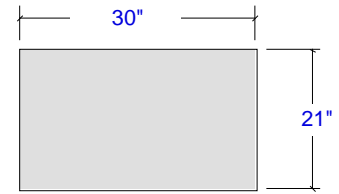
Subject to change without notice. This system is designed to be updated daily if necessary. Dimension Express is not responsible for use of superseded, voided, or outdated data sheets. Because of the difficulty or impracticability of determining actual damages, liability of Dimension Express shall not exceed \$50.00.

Copyright © Dimension Express, 2000.

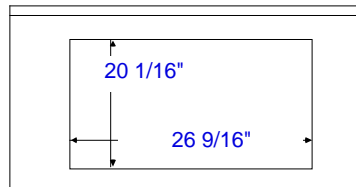
321



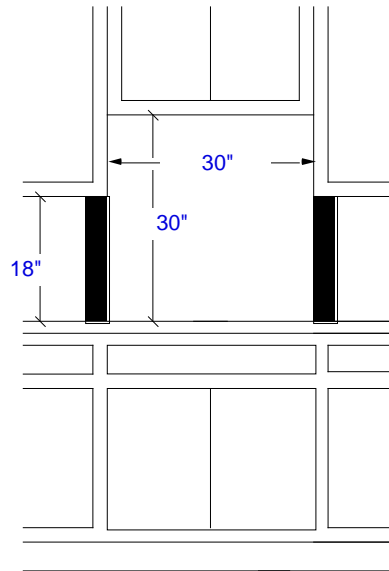
Side View (not to scale)



Overall Dimensions
Top View (not to scale)



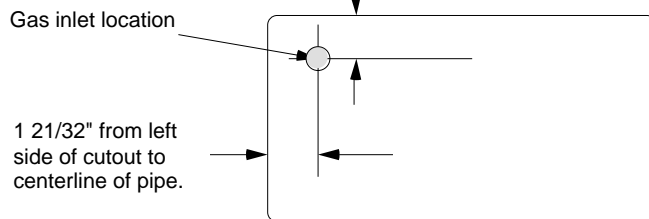
Cut-Out Dimensions
Countertop View
(not to scale)



Cabinet Requirements
Wall View
(not to scale)

Minimum horizontal clearance between the edge of the appliance and combustible construction extending from the cooking surface to 18" above the cooking surface is 2" (see solid areas)

1 1/4" to centerline of pipe from back edge of cutout
Top view of cutout (not to scale)



Cooktop supplied with 1/2" NPT female inlet on regulator (shipped loose)

• NEVER reuse Data Sheets. Data Sheets are subject to change without notice. Dimension Express is a FREE service bureau and is updated daily, it makes far more sense to spend the time necessary to request new Data Sheets for each project, as opposed to the problems, time, costs, and risks associated with reusing old Data Sheets.

- Call Dimension Express if you have any questions at (775) 833-3633 •
- Always refer to a current Code at a Glance or manufacturer directory •
- Data Sheet codes change on the first of odd numbered months at 12:01am •

BN182.22 • A321B149 • 31469 • 002906 • 17176 • 98160

30" Gas Cooktops:
CCG2420B and CCG2420W

Additional Information:

- Gas requirements : The Appliance pressure regulator supplied with this appliance is pre-set and fixed for correct outlet pressure: 5"W.C. this model is equipped for use with natural gas; 10" W.C. when converting to LP. The maximum inlet gas supply pressure for the regulator is 14" W.C. The inlet test pressure for checking the regulator must be at least 6" W.C if equipped for natural gas; 11" W.C. if converted to LP gas.
- An individual gas shut-off valve must be used.
- Cabinetry over cooktop : 30' minimum clearance between the top of the cooking surface and the bottom of an unprotected wood or metal cabinet. 24" minimum when bottom of wood or metal cabinet is protected by not less than 1/4" flame retardant millboard covered with not less than no. 28 MSG sheet steel, 0.015" stainless steel, 0.024" aluminum or copper.
- To eliminate the hazard of reaching over heated surface units, cabinet storage space located above the surface units should be avoided. If cabinet storage is to be provided, the hazard can be reduced by installing a range hood that projects horizontally a minimum of 5" beyond the bottom of the cabinets.
- Radius corners of cutout and file to insure smooth edges and prevent corner cracking (1/4" radius).
- CCG2420B : Black.
- CCG2420W : White.

Subject to change without notice. This system is designed to be updated daily if necessary. Dimension Express is not responsible for use of superseded, voided, or outdated data sheets. Because of the difficulty or impracticability of determining actual damages, liability of Dimension Express shall not exceed \$50.00. Copyright © Dimension Express, 2000.

149

• NEVER reuse Data Sheets. Data Sheets are subject to change without notice. Dimension Express is a FREE service bureau and is updated daily, it makes far more sense to spend the time necessary to request new Data Sheets for each project, as opposed to the problems, time, costs, and risks associated with reusing old Data Sheets.

- Call Dimension Express if you have any questions at (775) 833-3633 •
- Always refer to a current Code at a Glance or manufacturer directory •
- Data Sheet codes change on the first of odd numbered months at 12:01am •

BN182.22 • A321B149 • 31469 • 002906 • 17176 • 98160